

*The  
Star Maiden  
Priestess  
Process*



Module Two



# *Resolution REset!*



**100 Million Americans will break their Resolutions by February! Don't Be One of Them!**

Join me January 20 on the Wolf Blood Full Moon to RE-Set your Intentions and then continue in a year long **MASTERMIND** group to make sure they happen this time!

***THERE IS STILL TIME TO ROCK 2019!!!***


# MODULE 2

Learn about living ceremony

How to create a clear intention for the  
process

Preparation for Initiation Ceremony

Activating your Divine Blueprint







Call in Sacred Space



Open to Receive



# Ceremony Preparation

- Deepen Your Ability to Be a Clear Vessel & Receive the inflowing energies
- Run the Priestess Over-soul Energy for the First Time
- Becoming a Conduit for the Priestess Archetype & Running the Divine Feminine Essence
- As Above/So Below, As Within/So Without, As the Universe/So the Soul



Image Courtesy of Nasa



# LIVING CEREMONY

What is alive for you in that  
time and in the ceremonial  
space?

If a group, what is alive for  
each individual and the  
group?

Formula free

Raise energy of celebration





# LIVING CEREMONY



Watch Nicole's Video



# CREATE A CLEAR INTENTION FOR THE PROCESS



Keep it simple

My priestess intention...  
To Align, Activate, and Enliven the  
Priestess Within

Too much... example


Anything less than your intention rises  
to the surface to be released

Email me your intention to keep on my  
altar throughout the process



If you can not join us live please do your ceremony as soon as you can.

Helpful but not mandatory to choose a day with some energetic potency. The Aquarius New Moon is on February 4, 2019 so that would be a good day.





# EACH PRIESTESS

Vital Part of this Process


Each Group Adds to the Oversoul

Receiving a Priestess Name






# PRIESTESS NAME VIBRATIONAL FREQUENCY





# Shamans & Priestesses





# CEREMONIAL PREPARATION



Artistic Intention Statement

Gift for the Goddess

Candle to light and lighter or match

Prepare your space - turn off all distractions

Prepare yourself with a ceremonial bath

Dress as simply or elaborately as you like

Call in if you want to share your intention  
with the group (otherwise call me to read  
it to me - so I can absorb the vibration)



# CEREMONIAL BATH





## Alchemical Creation Priestess Initiation Ceremony Handout

### Preparation for Initiation Ceremony ~ create an Intention Statement.

Your intention statement is your statement of what you intend to activate in your life through this process.

To have the highest outcome, intentions need to be stated in the positive. What you desire not what you no longer want or choose to release to get to the desire. They can be very simple and are often most effective when fairly simple.

A sample of a powerful yet simple Priestess Process intention "I choose to align, activate, and integrate the Priestess Archetype." They can also be more complex if you prefer. Just remember whatever you put on your intention statement will be working with you fully.

One process participant tried to take on changing everything in her life in one level of the process with one intention statement. She later spoke into how overwhelming that was to her transformational journey and she ended up staying in the initiation cycle for two rounds to integrate all the changes her intention statement set in motion.

One or two powerful effective statements of intent can create profound success. If you are unsure of the wording feel free to email your facilitator for assistance. You need to create an artistic version of your intention statement with your name and date on it for the initiation ceremony. This can be as simple or elaborate as you like. There is no right way to do this. The artistic version will stay on your altar until the process is complete.

From Nicole: "Use of the words "joyfully" and "gratitude" in an intention statement trigger the limbic portion of the brain and release pleasure endorphins and because "gratitude" is a very high frequency, expressing it verbally sets a high frequency field.

It is also very important to language your intention statement in the present tense (e.g. *I now choose...* rather than *I will* or *I want...*) and have it be affirmative (*I embrace my highest good* rather than *I reject my addictions.*)



# Activate Your Divine Blueprint







Journal Your Insights





New Earth Consciousness



# INNER TEMPLES DREAM REALM





CONTRIBUTE TO  
YOUR TRACKING  
SHEET

GRATITUDE  
&  
CLOSURE

