

*Welcome to the
Extraordinary
Soul
Mystery
School*



Module 16



Module 21

NORTH – THE AIR DOOR
Integrating the StarMaiden Dance

Items needed for this module:

- 5 stones laid out in a wheel
- White Arrows
- Spinner
- Your Shield
- Your Bundle

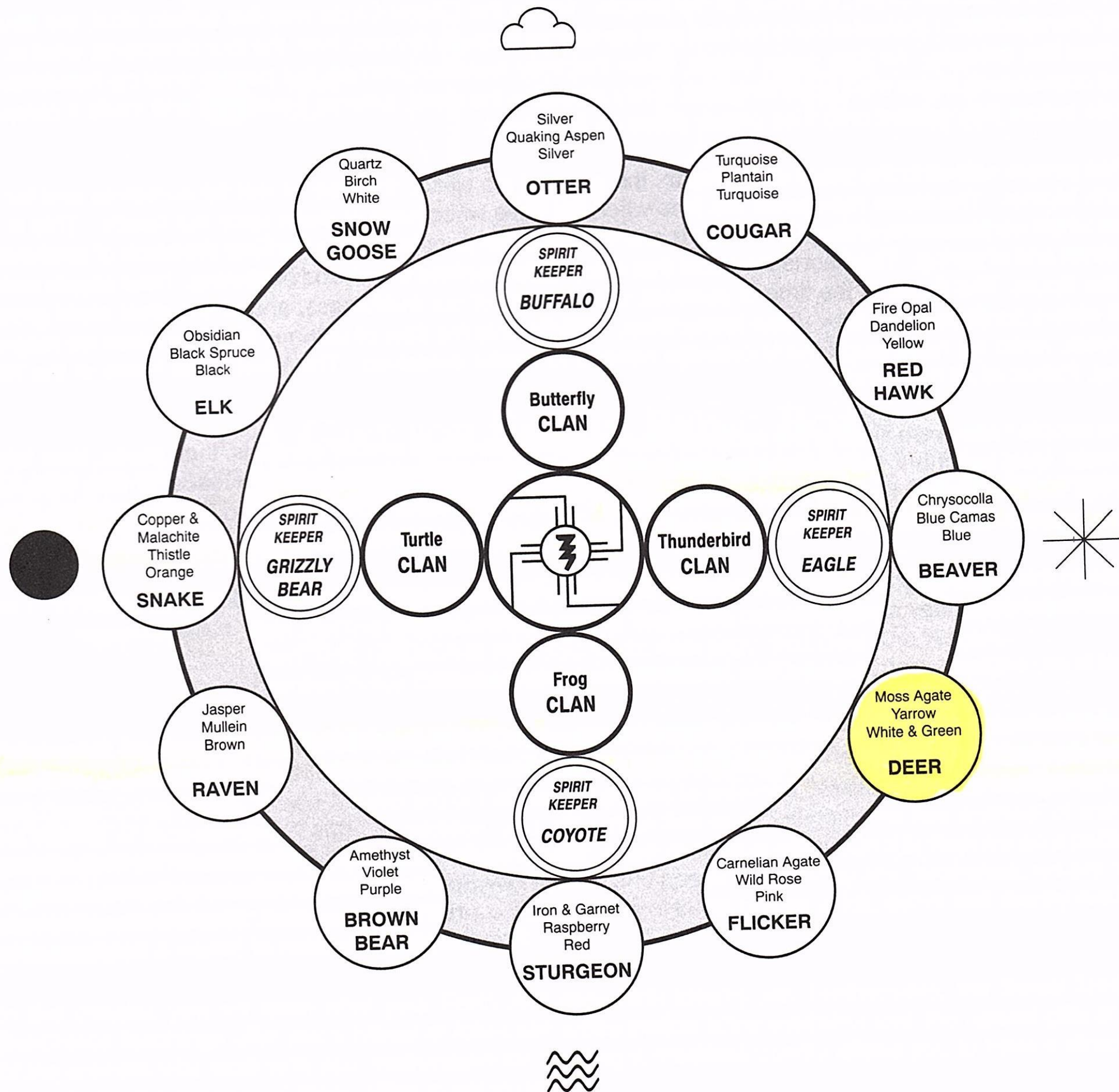


Lay out rocks
Connect,
Call in Sacred
Space

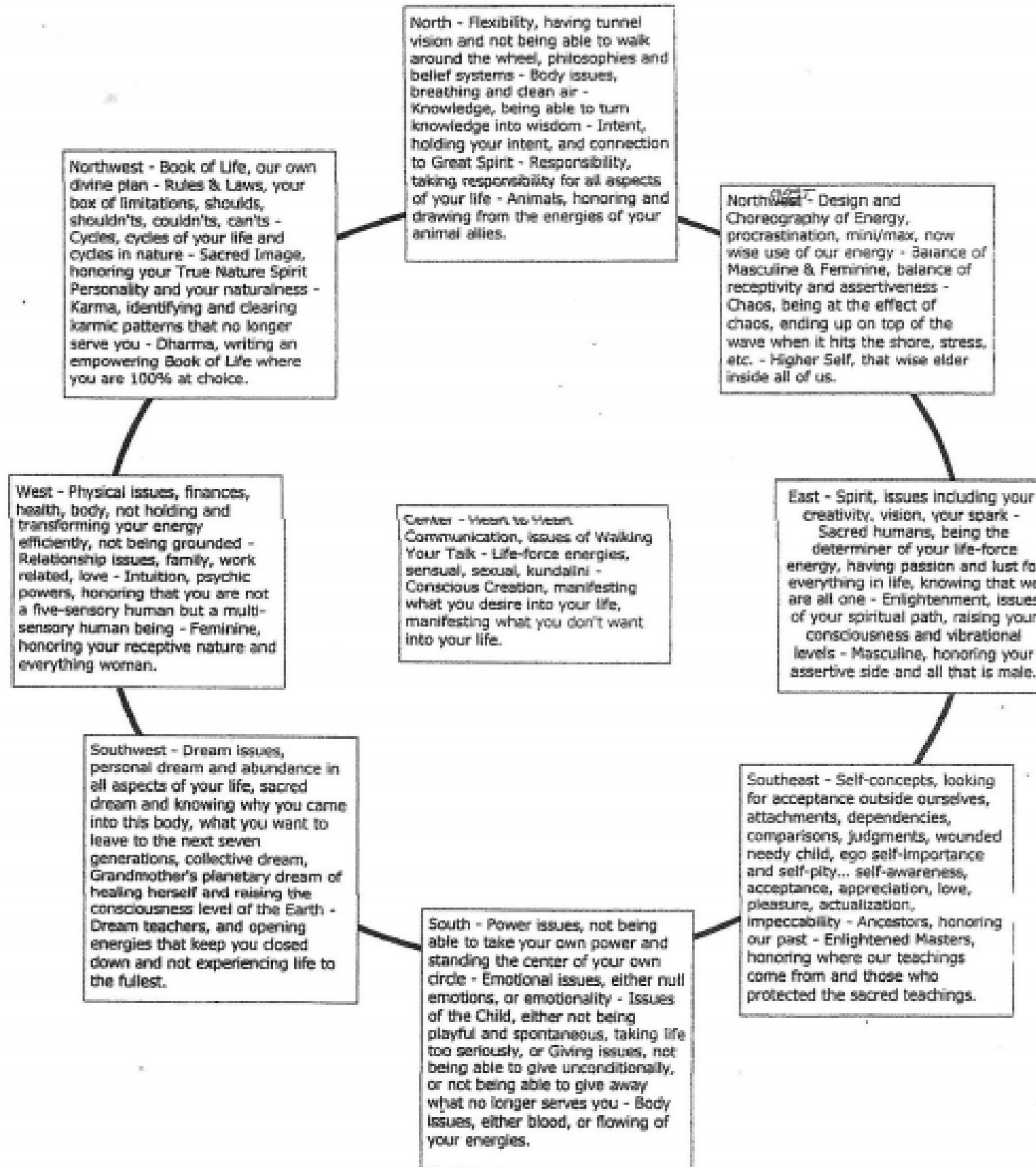


Open to
Receive





Energies of the Directions



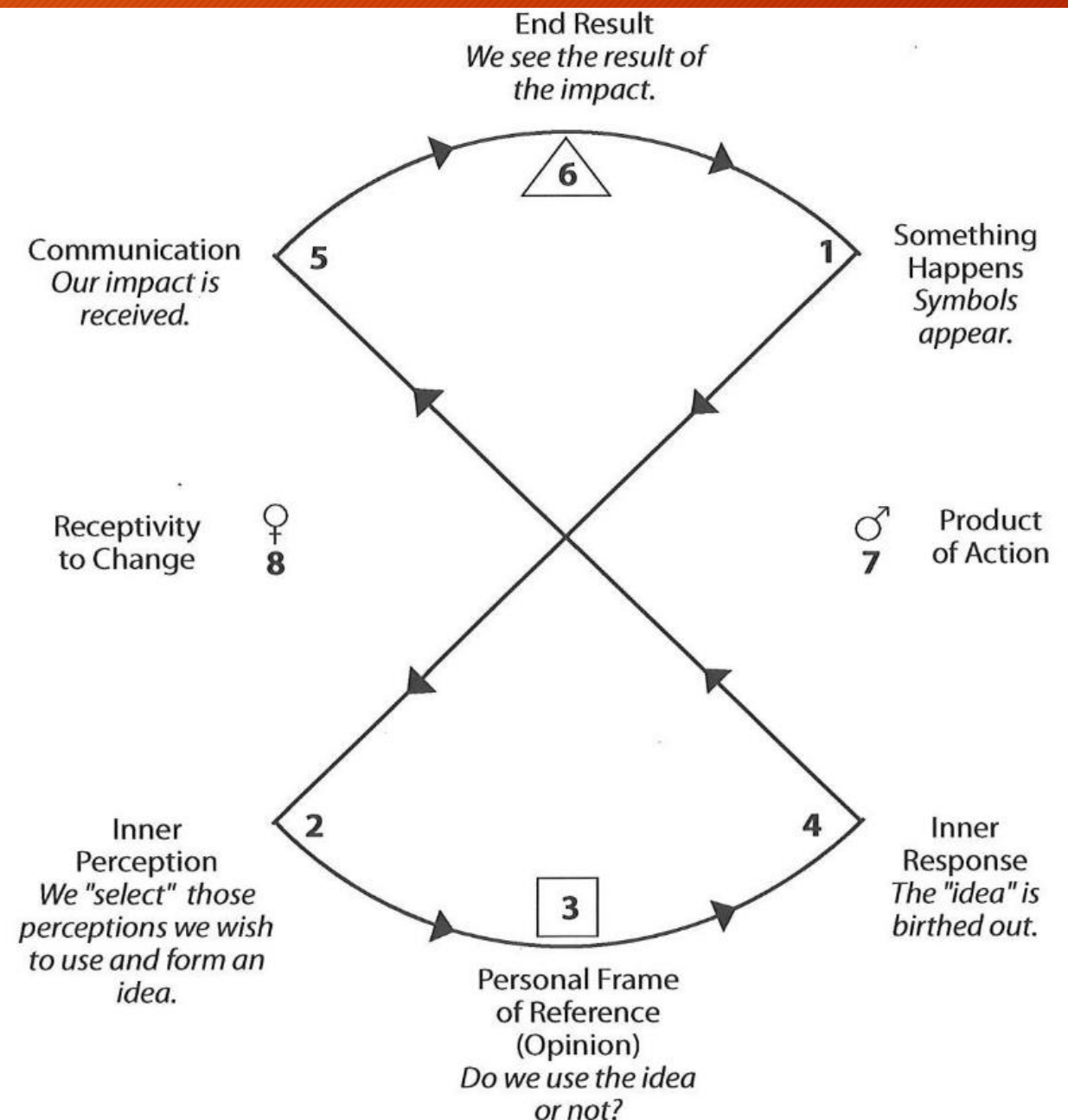


THE INFINITY MOVEMENT

Inside an envelope on the back cover you will find an Infinity Movement-Spinner Card. This Infinity Movement is the key which unlocks the knowledge held within any wheel. Two versions have been released and are presented here: the Tonal Spin and the Nagual Spin. Tonal refers to your everyday physical experience; Nagual refers to the spiritual or metaphysical realm.

The **TONAL SPIN** is used when you want to understand the subjective process of life. It best illuminates the internal patterns which you run whenever "something happens" and you process that happening.

This was the Infinity Movement that was taught first. The eight Steps were given theoretical and psychological definitions. Each will be explained and a simplified key phrase given.



EXPLANATIONS OF THE STEPS ON THE INFINITY MOVEMENT

You must be aware that Steps one through three occur faster than you can snap your fingers. On pages 84-87, the mental exercise in Tools for Application invites you to work with the Infinity Movement. It lists specific questions to ask yourself as you spin around the Star Maidens Circle. The Steps are delineated here in order to assist you in gaining consciousness and understanding of your process.

1. *Objective Input Stimulus*
Attention

SOMETHING HAPPENS .
FOCUS

When something happens, it catches your attention and you focus on it. Knowledge beckons. This is the starting place of your perception. You are in the moment of perceiving what is happening.

2. *Subjective Perceptual Reaction*
Focus of Intent

INNER PERCEPTION
SUBSTANCE

A perceptual filtering process occurs internally. You go inside into introspection. You search for the substance of that which has caught your attention. Your inner perception is how you make sense of what happened. This is what will help you formulate your focus of intent.

3. *How you feel about it*
Attraction

PERSONAL FRAME OF REFERENCE
FORM

Notice that three has a box around it. This step frames, defines or gives form to your perception. When applying the "spinner", this 3 is always placed in the direction you want to understand. It is the SITTING PLACE. It is where you sit on the Wheel when you ask your questions so that you gain perspective of how you feel about it. The box around the 3 also refers to the boundary and limitation of the focus of your attention on the attraction. The movement from 2 to 3 reflects your inner dialogue that occurs when you are trying to make up your mind about what you will do.

4. *Internal Subjective Response*
Empowerment

INNER RESPONSE
DETERMINATION

The question now is "Whatcha gonna do?" You make up your mind, choosing either beauty or pain, balance or disharmony, knowledge or ignorance. You make a determination about how to respond. Do you co-empower or do you choose co-dependency?

If you are working the Nagual Spin, there are several checks and balances present at this time. Look at numbers 4 and 1 combined to see if you will gain understanding at 5 with this determination. If your determination is ambiguous, your understanding will remain incomplete and how you come across to others will be quite different from your internal decision. Also, what you decide at 4 determines what you will get as an end result in step 6.

5. *External Subjective Response*

Impact

This step identifies the action you actually take and how that is perceived by others. How and what does your action communicate to others and what do they communicate back about your action?

This is also known as your DANCING PLACE, the place in your birth Sitting Place Infinity Movement where you most easily dance your power and beauty.

Understanding is achieved via clarification, validation and integration. Seeking verification, basing your decisions on what you already know to be familiar, will elude true understanding. For two people to establish and maintain an energetic connection, one must have understanding of how your communication impacts the other (and vice versa).

At the fifth step the energy leaves the circle of self and makes impact. Taking a look at the relationship between 5 and 3 will give you a reflection of how you communicate who you are in the world.

**COMMUNICATION
UNDERSTANDING**

6. *The Effects of your Action*
Dominion

END RESULT
IMAGINATION

What happens as a result of your actions?

Pay attention to the reaction or feedback you receive from others.

The number 6 has a triangle around it. This designates the WORKING PLACE. This position, directly opposite the Sitting Place, identifies the area of solution. It holds the way out of the box around 3, for the triangle could also be seen as an arrow pointing the way out. This step shows the affect of your choices and action. Did you have what was necessary to be in dominion, or are you being dominated or dominating? To be in dominion is to be in charge, at cause, in the center of your own circle. You are neither at the effect of others (dominated) nor are you choosing to step into another's circle (dominating).

Notice that this step leads you right back to the starting place. Have you taken the focus to a higher level? Do your actions lead you to freedom?

IT IS AT THIS POINT THAT THE TONAL AND NAGUAL SPINNERS ARE QUITE DIFFERENT. Explanations for the Tonal Spinner will be completed first and then steps seven to nine of the Nagual Spinner are explained.

Regardless of which Spinner is used, the female and male energies influence and are at play in every other direction around the wheel. On pages 73-77 you will find a thorough description of the female and male influences around the Wheel of Life. You have all learned the basics of female and male energy from those who were significant to you, especially during your earlier formative years.

In the Tonal Spinner, the seventh step is the male energy and the eighth step is the female energy.

7. TONAL SPIN Male, active-conceptive energy PRODUCT OF ACTION

This refers to the focus behind the action, the product of your action.

Does your action produce something viable?

Does it help you to progress in your self-growth and development?

Are you taking responsibility for your actions?

8. TONAL SPIN Female, receptive-creative energy RECEPTIVITY TO CHANGE

Receptivity to the necessary changes is essential to breaking pattern and embracing new ways.

This refers to the intent behind the behavior.

In the Nagual Spinner, the seventh step is in the center of the circle, the eighth step is the female energy and the ninth step is the male energy.

7. NAGUAL SPIN Taking Responsibility FREEDOM

At this step you are standing in the center and able to see all points of view.

Freedom cannot exist without responsibility. What is the price of your freedom?

8. NAGUAL SPIN Forbearance of Experience PATTERN

It is from this place that you assume authority for what you know as well as for what you do not know.

Past experience will help you to discern the nature of the pattern at work.

Forbearance is what is needed when you adopt a changed pattern that works.

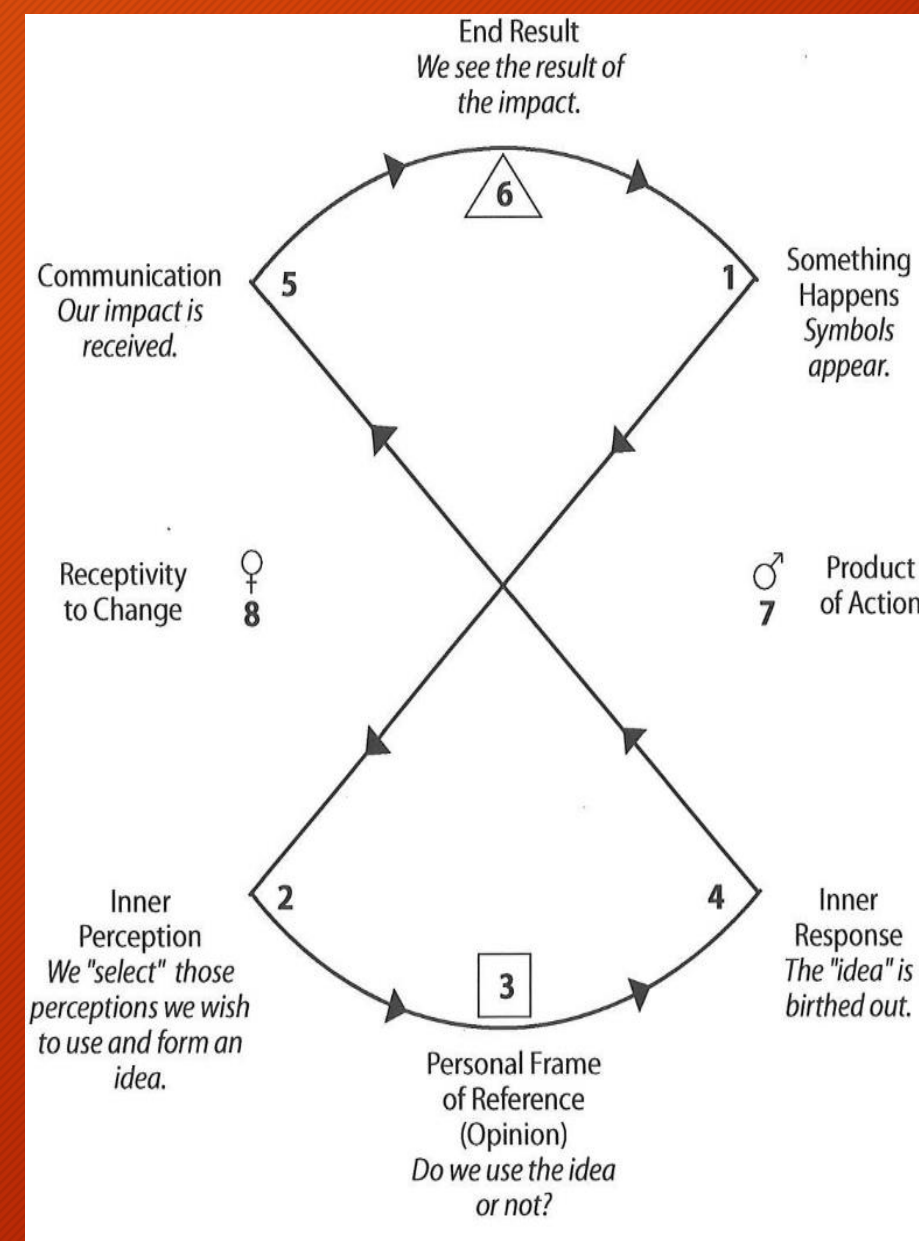
9. NAGUAL SPIN Immediacy of Action CHAOS

It is at this place that you step into the power of the moment and do the best you know how to do in that moment. Action is immediate and spontaneous in nature. It must again be accompanied with taking responsibility for that action. Within chaos you will meet the silent knowledge that takes you into completion.


10. NAGUAL SPIN Freedom exercised COMPLETION

This step occurs when responsible freedom is exercised.

The cycle is completed even as a new cycle is begun.



Integration Dance



Gratitude
&
Closure
Ground

